



SALE

PARDUODAMAS BUTAS

450 000 € (2 307.69 €/m²)

MAIN INFORMATION

Area
195.00 m²

Rooms
3

Price: **450 000 € (2 307.69 €/m²)**
 Status: Active
 Sale or rent: Sale

Additional Information

NEW BUILD LUXURY RESIDENTIAL COMPLEX WITH SEA VIEWS IN FINESTRAT

New Build Luxury residential complex of bungalow apartments, duplexes and penthouses in Finestrat.

Beautiful ground floor duplex build over 2 floors, has 2 bedrooms on the top floor and a big room on the ground floor, terrace and private garden.

Each property has private parking space and storeroom.

A complex with large common areas:

- Infinity pool
- Paddle courts
- Covered heated pool
- Gym
- Meeting room and shared work
- A large pedestrian and bicycle path that runs through all the common spaces.
- Large masses of vegetation

This development is perfectly located in a natural enclave of the Costa Blanca and offers incredible views of the Benidorm skyline, Finestrat cove and El Puig Campana.

Benidorm is just a five-minute drive from the properties and offers all the services you would need including shops, bars, restaurants, supermarkets, banks, pharmacies and several private international schools.

Close to the beaches of Levante, Poniente and Cala de Finestrat, with more than 6km in length that are among the best in Europe awarded by the European Union with Blue Flags.

All leisure services such as the theme parks of Aqua Natura, Terra Mítica, Terra Natura, Aqualandia and Mundomar, Sierra Cortina and Villaitana Golf courses, hiking and climbing in Puig Campana an incomparable natural setting or enjoy of nautical sports.



Distance to the sea 4 km, to the airport 26 km and to the golf 1km.



Complex located 40 minutes from Alicante airport.

Contact details

Phone number: +370 609 81369

Contact via email: sandra.babraviciene@capitalrealty.com





CAPITAL KAUINAS
ESPHOUSES
 DUPLEX CON JARDIN

Planta Principal: 110 m²
 Planta Baja: 110 m²
 Total: 220 m²

SUPERFICIES ÚTILES

PLANTA PRINCIPAL	110 m ²
ALBERGUE	10 m ²
BAÑO	10 m ²
BAÑO CON SERVICIOS	10 m ²
COMEDOR	10 m ²
COCINA	10 m ²
HALL	10 m ²
PLANTA BAJA	110 m ²
ALBERGUE	10 m ²
BAÑO	10 m ²
BAÑO CON SERVICIOS	10 m ²
COMEDOR	10 m ²
COCINA	10 m ²
HALL	10 m ²
TOTAL SUPERFICIE ÚTIL	220 m ²

SUPERFICIES COMST APPROX - PD 2200

PLANTA PRINCIPAL - SIN SERVICIOS	100 m ²
PLANTA BAJA - SIN SERVICIOS	100 m ²
TOTAL SUPERFICIE ÚTIL	200 m ²

PLANTA BAJA RADIANTE

Planta Principal: 110 m²
 Planta Baja: 110 m²
 Total: 220 m²

PLANTA PRINCIPAL

Planta Principal: 110 m²
 Planta Baja: 110 m²
 Total: 220 m²